

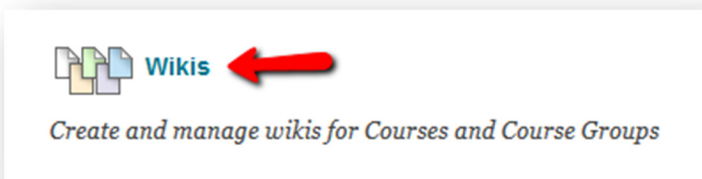
Create a Wiki Page

Why create a Wiki page?

A Wiki is a collaborative tool that allows you to contribute and modify one or more pages of course related materials and allow users to collaborate on content. Users within a course can create and edit wiki pages that pertain to the course or a course group.

[Watch it: Create a Wiki Page Video Tutorial](#)

Step 1: On the Course Menu click **Tools**, then **Wikis**



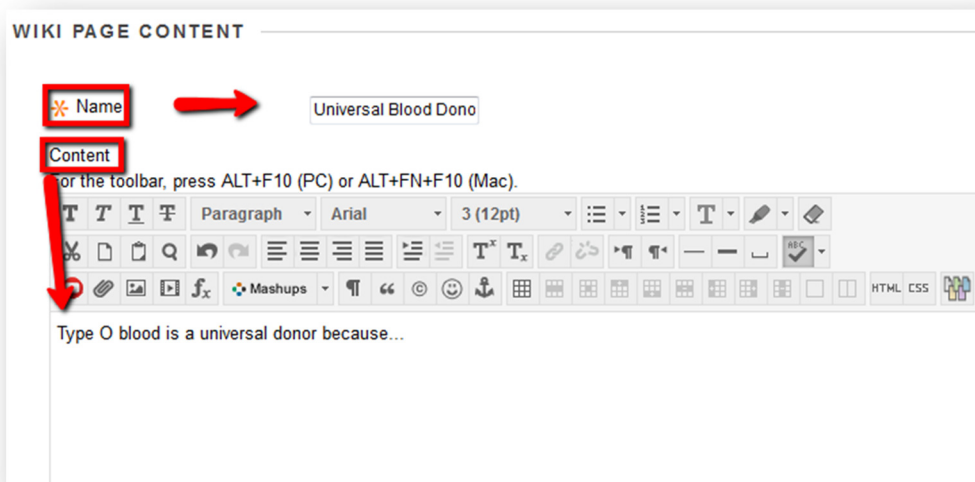
Step 2: On the Wikis Listing Page, select a **Wiki Title**.



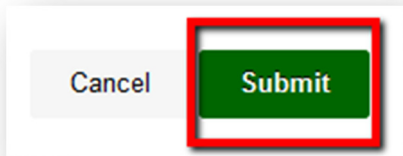
Step 3: On the Wiki Topic Page, click **Create Wiki Page**



Step 4: Type a **Wiki Entry Title** and then type the content into the **Content Message** text box.



Step 5: Click Submit



If you have any further questions or would like to schedule a training session with you or your department, please email

blackboardhelp@roosevelt.edu

A member of the Academic Technology Solutions team will contact you.